

Vista II

Metal Seating Collection

When ordering this product, specification codes must be added to unit Model Number, as shown below.

NOTE: Upholstery and/or additional options must be specified separately.



Vista II

MODEL
NUMBER -

METAL FRAME
FINISH -

ARM CAP
FINISH -

SV200 -S -CH

| GM Gunmetal | Wood | Polyurethane |
|---------------------------|---------------------------|---------------------|
| MB Metallic Beige | AR Aria | PB Black |
| SB Smooth Black | CL Candlelight | PG Grey |
| SS Smooth Silver | CN Chestnut | PT Taupe |
| TB Textured Black | CH Chocolate | |
| TN Textured Nickel | DV Dolce Vita | |
| | GR Grenada | |
| | HM Hard Rock Maple | |
| | HA Havana | |
| | PA Palomino | |
| | PE Pebble | |
| | SA Sand | |
| | WC White Chocolate | |

Vista II

Metal Seating Collection

Different fabrics may be specified on the seat and on the back. In this case, use the higher grade of the two. No additional upcharge applies. All prices are in CA dollars (CAD).

SV200-21

DESCRIPTION –

Guest Chair
21" seat width



DIMENSIONS –

Width 23.5

Depth 26.5

Height 35

Seat Width 21

Seat Height 18.5

Arm Height 26

COM Yard Back 1.25

COM Yard Seat 0.75

Cubic Feet 15

Ship Weight 38

OPTIONS –

Moisture barrier, *per seat* +85

Gangling bracket (1 per 2 chairs) +50

Wood arm caps +0

Polyurethane arm caps +0

Corian® Solid Surface arm caps +795

Flex-back +250



FLEX-BACK

| MODEL NO. | COM/1 | 2 | 3 | 4 | 5 | 6 | 7 | 8 |
|-----------|-------|------|------|------|------|------|------|------|
| SV200-21 | 1460 | 1632 | 1794 | 1966 | 2139 | 2319 | 2501 | 2688 |

SV200-24

DESCRIPTION –

Guest Chair
24" seat width



DIMENSIONS –

Width 26.5

Depth 26.5

Height 35

Seat Width 24

Seat Height 18.5

Arm Height 26

COM Yard Back 1.25

COM Yard Seat 0.75

Cubic Feet 15

Ship Weight 38

OPTIONS –

Moisture barrier, *per seat* +85

Gangling bracket (1 per 2 chairs) +50

Wood arm caps +0

Polyurethane arm caps +0


Corian® Solid Surface arm caps +795

Flex-back +250



FLEX-BACK

| MODEL NO. | COM/1 | 2 | 3 | 4 | 5 | 6 | 7 | 8 |
|-----------|-------|------|------|------|------|------|------|------|
| SV200-24 | 1625 | 1799 | 1959 | 2125 | 2298 | 2477 | 2659 | 2841 |



Vista II

Metal Seating Collection

Different fabrics may be specified on the seat and on the back. In this case, use the higher grade of the two. No additional upcharge applies. All prices are in CA dollars (CAD).

SV210

DESCRIPTION –

Guest Chair



DIMENSIONS –

| | |
|---------------|------|
| Width | 33.5 |
| Depth | 26.5 |
| Height | 35 |
| Seat Width | 31 |
| Seat Height | 18.5 |
| Arm Height | 26.5 |
| COM Yard Back | 1.75 |
| COM Yard Seat | 1.25 |
| Cubic Feet | 21 |
| Ship Weight | 50 |

OPTIONS –

| | |
|-----------------------------------|------|
| Moisture barrier, <i>per seat</i> | +85 |
| Gangling bracket (1 per 2 chairs) | +50 |
| Wood arm caps | +0 |
| Polyurethane arm caps | +0 |
| Corian® Solid Surface arm caps | +795 |

| MODEL NO. | COM/1 | 2 | 3 | 4 | 5 | 6 | 7 | 8 |
|--------------|-------|------|------|------|------|------|------|------|
| SV210 | 1943 | 2198 | 2443 | 2696 | 2957 | 3228 | 3503 | 3783 |

SV200-42

DESCRIPTION –

Settee




DIMENSIONS –

| | |
|---------------|------|
| Width | 44.5 |
| Depth | 26.5 |
| Height | 35 |
| Seat Width | 42 |
| Seat Height | 18.5 |
| Arm Height | 26.5 |
| COM Yard Back | 2.5 |
| COM Yard Seat | 1.5 |
| Cubic Feet | 25 |
| Ship Weight | 64 |

OPTIONS –

| | |
|-----------------------------------|------|
| Moisture barrier, <i>per seat</i> | +170 |
| Wood arm caps | +0 |
| Polyurethane arm caps | +0 |
| Corian® Solid Surface arm caps | +795 |

| MODEL NO. | COM/1 | 2 | 3 | 4 | 5 | 6 | 7 | 8 |
|-----------------|-------|------|------|------|------|------|------|------|
| SV200-42 | 2434 | 2779 | 3109 | 3452 | 3806 | 4173 | 4544 | 4923 |



Vista II

Metal Seating Collection

Different fabrics may be specified on the seat and on the back. In this case, use the higher grade of the two. No additional upcharge applies. All prices are in CA dollars (CAD).

SV250

DESCRIPTION –

Hip Chair



DIMENSIONS –

| | |
|---------------|------|
| Width | 23.5 |
| Depth | 30.5 |
| Height | 41 |
| Seat Width | 21 |
| Seat Height | 24.5 |
| Arm Height | 32 |
| COM Yard Back | 1.25 |
| COM Yard Seat | 0.75 |
| Cubic Feet | 18 |
| Ship Weight | 46 |

OPTIONS –

| | |
|-----------------------------------|------|
| Moisture barrier, <i>per seat</i> | +85 |
| Wood arm caps | +0 |
| Polyurethane arm caps | +0 |
| Corian® Solid Surface arm caps | +795 |

| MODEL NO. | COM/1 | 2 | 3 | 4 | 5 | 6 | 7 | 8 |
|--------------|-------|------|------|------|------|------|------|------|
| SV250 | 2548 | 2749 | 2930 | 3115 | 3306 | 3503 | 3704 | 3906 |

SV220H-21

DESCRIPTION –

Two-seat, half center arm
21" seat width




DIMENSIONS –

| | |
|---------------|------|
| Width | 45 |
| Depth | 26.5 |
| Height | 35 |
| Seat Width | 21 |
| Seat Height | 18.5 |
| Arm Height | 26.5 |
| COM Yard Back | 2.5 |
| COM Yard Seat | 1.5 |
| Cubic Feet | 28 |
| Ship Weight | 65 |

OPTIONS –

| | |
|-----------------------------------|-------|
| Moisture barrier, <i>per seat</i> | +85 |
| Wood arm caps | +0 |
| Polyurethane arm caps | +0 |
| Corian® Solid Surface arm caps | +1193 |

| MODEL NO. | COM/1 | 2 | 3 | 4 | 5 | 6 | 7 | 8 |
|------------------|-------|------|------|------|------|------|------|------|
| SV220H-21 | 2529 | 2859 | 3174 | 3499 | 3834 | 4180 | 4534 | 4891 |



Vista II

Metal Seating Collection

Different fabrics may be specified on the seat and on the back. In this case, use the higher grade of the two. No additional upcharge applies. All prices are in CA dollars (CAD).

SV220F-21

DESCRIPTION –

Two-seat, full center arm

21" seat width



DIMENSIONS –

Width 45

Depth 26.5

Height 35

Seat Width 21

Seat Height 18.5

Arm Height 26.5

COM Yard Back 2.5

COM Yard Seat 1.5

Cubic Feet 28

Ship Weight 68

OPTIONS –

Moisture barrier, *per seat* +85

Wood arm caps +0

Polyurethane arm caps +0

Corian® Solid Surface arm caps +1193

| MODEL NO. | COM/1 | 2 | 3 | 4 | 5 | 6 | 7 | 8 |
|-----------|-------|------|------|------|------|------|------|------|
| SV220F-21 | 2680 | 3012 | 3330 | 3657 | 3996 | 4342 | 4694 | 5049 |

SV230H-21

DESCRIPTION –

Three-seat, half center arms

21" seat width



DIMENSIONS –

Width 66.5

Depth 26.5

Height 35

Seat Width 21

Seat Height 18.5

Arm Height 26

COM Yard Back 3.75

COM Yard Seat 2.25

Cubic Feet 42

Ship Weight 92

OPTIONS –


Moisture barrier, *per seat* +85

Wood arm caps +0

Polyurethane arm caps +0

Corian® Solid Surface arm caps +1590

| MODEL NO. | COM/1 | 2 | 3 | 4 | 5 | 6 | 7 | 8 |
|-----------|-------|------|------|------|------|------|------|------|
| SV230H-21 | 3739 | 4272 | 4784 | 5316 | 5863 | 6430 | 7008 | 7593 |



Vista II

Metal Seating Collection

Different fabrics may be specified on the seat and on the back. In this case, use the higher grade of the two. No additional upcharge applies. All prices are in CA dollars (CAD).

SV230F-21

DESCRIPTION –

Three-seat, full center arms
21" seat width




DIMENSIONS –

Width 66.5
Depth 26.5
Height 35
Seat Width 21
Seat Height 18.5
Arm Height 26
COM Yard Back 3.75
COM Yard Seat 2.25
Cubic Feet 42
Ship Weight 98

OPTIONS –

Moisture barrier, *per seat* +85
Wood arm caps +0
Polyurethane arm caps +0
Corian® Solid Surface arm caps +1590

| MODEL NO. | COM/1 | 2 | 3 | 4 | 5 | 6 | 7 | 8 |
|-----------|-------|------|------|------|------|------|------|------|
| SV230F-21 | 3904 | 4444 | 4951 | 5494 | 6036 | 6615 | 7202 | 7802 |



Vista II Highback

Patient Seating Collection

Different fabrics may be specified on the seat and on the back. In this case, use the higher grade of the two. No additional upcharge applies. All prices are in CA dollars (CAD).

SV240-21

DESCRIPTION –

Highback
21" seat width



DIMENSIONS –

Width 23.5
Depth 26.5
Height 45.5
Seat Width 21
Seat Height 18.5
Arm Height 26
COM Yard Back 1.75
COM Yard Seat 0.75
Cubic Feet 20
Ship Weight 46

OPTIONS –

Moisture barrier, *per seat* +85
Tilt and Roll +225
Wood arm caps +0
Polyurethane arm caps +0
Corian® Solid Surface arm caps +795
Flex-back +250



FLEX-BACK

| MODEL NO. | COM/1 | 2 | 3 | 4 | 5 | 6 | 7 | 8 |
|-----------------|-------|------|------|------|------|------|------|------|
| SV240-21 | 1774 | 2043 | 2303 | 2572 | 2850 | 3138 | 3432 | 3730 |

SV240-24

DESCRIPTION –

Highback
24" seat width



DIMENSIONS –

Width 26.3
Depth 26.5
Height 45.5
Seat Width 24
Seat Height 18.5
Arm Height 26
COM Yard Back 2
COM Yard Seat 1
Cubic Feet 21
Ship Weight 54


OPTIONS –

Moisture barrier, *per seat* +85
Tilt and Roll +225
Wood arm caps +0
Polyurethane arm caps +0
Corian® Solid Surface arm caps +795
Flex-back +250



FLEX-BACK

| MODEL NO. | COM/1 | 2 | 3 | 4 | 5 | 6 | 7 | 8 |
|-----------------|-------|------|------|------|------|------|------|------|
| SV240-24 | 1947 | 2212 | 2471 | 2735 | 3010 | 3292 | 3578 | 3870 |



Vista II Highback

Patient Seating Collection

Different fabrics may be specified on the seat and on the back. In this case, use the higher grade of the two. No additional upcharge applies. All prices are in CA dollars (CAD).

SV240-31

DESCRIPTION –

Highback
31" seat width



DIMENSIONS –

Width 33.5

Depth 26.5

Height 45.5

Seat Width 31

Seat Height 18.5

Arm Height 26

COM Yard Back 2.25

COM Yard Seat 1.25

Cubic Feet 24

Ship Weight 56

OPTIONS –

Moisture barrier, *per seat* +85

Tilt and Roll +225

Wood arm caps +0

Polyurethane arm caps +0

Corian® Solid Surface arm caps +795

| MODEL NO. | COM/1 | 2 | 3 | 4 | 5 | 6 | 7 | 8 |
|-----------|-------|------|------|------|------|------|------|------|
| SV240-31 | 2177 | 2451 | 2713 | 2981 | 3263 | 3549 | 3840 | 4136 |

SV2FR

DESCRIPTION –

Foot Rest



DIMENSIONS –

Width 18.5

Depth 14


Height 13

COM Yard 0.75

Cubic Feet 3

Ship Weight 15

| MODEL NO. | COM/1 | 2 | 3 | 4 | 5 | 6 | 7 | 8 |
|-----------|-------|-----|-----|------|------|------|------|------|
| SV2FR | 807 | 905 | 959 | 1017 | 1077 | 1134 | 1196 | 1258 |



Vista II Benches

Patient Seating Collection

Different fabrics may be specified on the seat and on the back. In this case, use the higher grade of the two. No additional upcharge applies. All prices are in CA dollars (CAD).

V2B-63

DESCRIPTION –

Three-seat Bench
W 65.5 D 25 H 18




DIMENSIONS –

Seat Width 63
Seat Height 18
Arm Height 24
COM Yard 3
Cubic Feet 22
Ship Weight 65

OPTIONS –

Moisture barrier +120
Wood arm caps +0
Polyurethane arm caps +0

| MODEL NO. | COM/1 | 2 | 3 | 4 | 5 | 6 | 7 | 8 |
|-----------|-------|------|------|------|------|------|------|------|
| V2B-63 | 2585 | 2872 | 3144 | 3422 | 3711 | 4007 | 4307 | 4613 |



Vista II

Occasional Table Collection

V2F-222217

DESCRIPTION –

Square Table



DIMENSIONS –

Width 22

Depth 22

Height 17

Cubic Feet 2

Ship Weight 27

AVAILABLE IN 12 LAMINATED FINISHES –

Aria, Candlelight, Chestnut, Chocolate,

Dolce Vita, Grenada, Hardrock Maple,

Havana, Palomino, Pebble, Sand,

White Chocolate

MODEL NO.

PRICE

| | | | |
|--------------|-----------------------|--------|------|
| V2F-222217-P | HPL with PVC edge | CAD \$ | 1053 |
| V2F-222217-S | Corian® Solid Surface | CAD \$ | 1676 |

